

Cardboard Sculptures

For this lesson you will create a sculpture using cardboard.

This sculpture can be representational or abstract.

This sculpture can be low relief, high relief, or in the round.

Definitions: **low relief**-a form that breaks the 2D surface a little, viewed from the front only

High relief- a form that appears to be rising from a 2D surface with 3D form, can be viewed from the front and sides

In the round- a form that is fully in the round and is viewed from all sides


Different techniques for construction



High relief

<https://www.designspiration.com/save/90227661162/>

In the round



Low relief



<https://mymodernmet.com/michael-murphy-president-obama-sculpture/>

Create a Bust of a person


Bust definition: form of a person usually from the shoulders up

The Last Cry

[https://scene360.com/art/27048/the-last-cry/?utm_source=feedburner&utm_medium=email&utm_campaign=Feed:+Scene360Illusion+\(Illusion+\)](https://scene360.com/art/27048/the-last-cry/?utm_source=feedburner&utm_medium=email&utm_campaign=Feed:+Scene360Illusion+(Illusion+))



<https://lababit.weebly.com/cardboard-sculpture.html>





Choose an
Everyday
object and
recreate it into
a sculpture



<http://www.trendhunter.com/trends/cardboard-kitchen-inedible-food-from-patianne-stevenson>

<https://www.pinterest.com/pin/828873506406657604/>



© Chris Gilmour/Marco De Palma

<https://www.dailymail.co.uk/news/article-2133135/amp/Boxing-clever-The-artist-makes-sculptures-everyday-objects-using-cardboard.html>

Create a diorama

Diorama definition: a 3D representation of a scene



<http://fineartamerica.com/featured/the-bulgarian-old-houses-1-yavor-gonev.html>



<https://imgur.com/gallery/YKECSB5>

Create an abstract sculpture



<http://www.evolo.us/icon-parametric-cardboard-sculpture-toby-horricks/>



CARDBOARD ATTACHMENTS



FLANGE

L-BRACE



SLOT



+



CUT

=



INSERT

TABS



+



SLOT

=



BRASS FASTENERS



HEY-IT MOVES!

HOLE PUNCH + WIRE



FOOT

CARDBOARD DESIGN TECHNIQUES

SCORE



SCORE BEND



+



=




SMOOTH JOINT



EXPOSED CORRUGATION



RELIEF CUTS (CURVES)



SMOOTH BEND



STACKING



Materials:

Corrugated cardboard

Cereal Box Cardboard

Noodle box cardboard

Pretty much any cardboard can be used

Toilet paper or paper towel rolls

If you have no access to cardboard you may use paper

Glue: Attachments can also be made without glue

Scissors and or an x-acto or utility knife- given you have permission

Research:

Conduct your usual research looking for images of inspiration, 3-5 images + URL

Sketches: make sketches of your ideas 3-5 different ideas that is

HINT: use some of the links I have hyperlinked within the PowerPoint, search corrugated cardboard sculptures, chipboard sculptures, paper sculptures

Time to get to work!

Have fun