


# Lace Drawings

White Pencil or Pen on Black Paper




Lesson by Debbie Frenchman

# What is Lace?

- A delicate fabric made of yarn or thread in an open weblike pattern by machine or by hand
- Usually used on garments, tablecloths, or curtains
- Beautiful and intricate patterns

# Examples of Lace



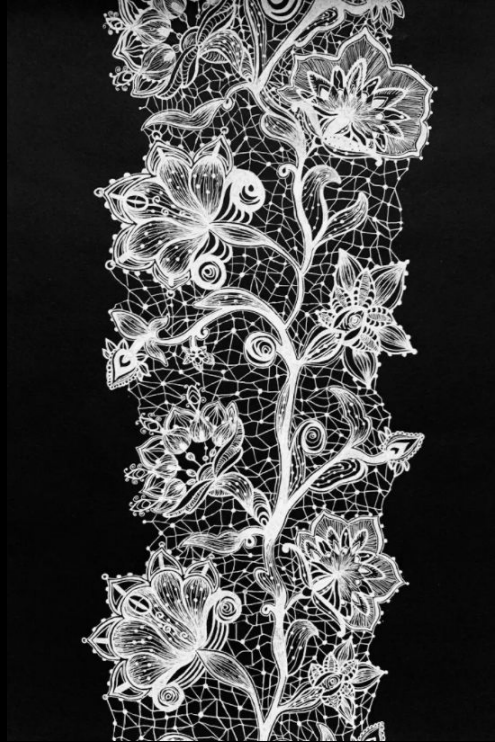

# History of Lace

- Lace arose in the early 16th Century
- Pictorial evidence of lace plaitings in early 1500s in a bobbin lace pattern book called, "Nieuw Modelbuch."
- Moved on to needle lace ("Punto in Aria" or Stitches in the Air)
- Became more delicate in design and construction

# History of Lace Continued

- Industrial Revolution in the late 18th Century in Britain
- Machine-made lace began
- 1809: John Heathcoat created a lace that would not unravel when cut
- By 1900, most handmade lace-makers were obsolete
- The Lace Guild tries to keep the craft alive

# Drawing Examples



# Drawing Examples



# Drawing Examples





# Procedure for the Project

- Find images of lace by searching the internet
- If you have real lace, you may use that as a reference
- Use white colored pencil, white ink, or white gel pen
- You will draw on the larger black paper
- Start by sketching in your sketchbook before beginning your final