

Name _____

Period _____

CERAMIC TOOLS

Identify all the tools on the following page and then find and circle the words in the grid below. The words may be hidden in any direction and backwards.

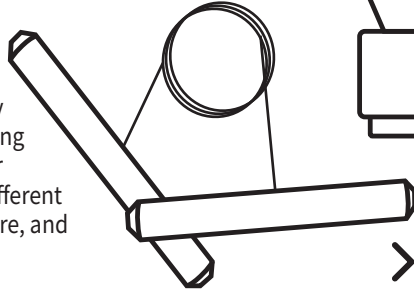
K	T	I	O	S	Q	Z	A	A	H	L	G	K	W	R	N	H	K	Z	P	Q	X	Z	R
J	T	U	T	H	W	Z	B	V	T	Q	O	B	R	S	S	O	G	W	W	U	I	U	Y
V	Q	A	K	T	J	H	J	O	T	B	G	O	Y	R	R	J	A	O	O	E	O	E	P
A	M	K	T	V	T	M	U	A	I	E	A	D	P	E	J	J	K	D	U	A	B	D	E
G	X	U	F	Y	O	X	U	D	D	B	E	T	O	T	G	M	X	I	J	X	K	M	P
U	I	T	N	L	Z	K	K	W	A	I	S	E	O	T	O	J	T	Y	L	R	Z	J	O
D	B	K	D	O	K	O	W	W	R	M	K	K	P	U	C	O	S	O	Z	N	E	D	T
N	R	A	K	Q	P	H	P	O	L	I	A	M	R	C	H	O	L	I	G	D	V	Y	T
Y	B	G	N	S	K	V	R	O	J	E	J	N	A	Y	V	W	Q	Z	A	R	Q	W	E
I	O	I	Y	D	Y	B	O	A	F	L	J	U	C	A	L	I	P	E	R	S	A	A	R
X	T	G	P	F	I	T	O	R	M	Z	A	E	O	L	C	U	J	P	C	N	R	W	S
P	B	E	U	B	E	N	W	Y	P	G	L	B	X	C	W	T	F	K	O	M	I	J	W
Y	L	L	S	L	B	H	G	C	I	N	S	M	B	E	J	K	W	F	N	S	B	Q	H
J	A	E	D	B	P	I	F	W	I	P	L	D	X	R	A	A	N	S	E	P	N	K	E
A	M	E	Z	D	O	H	A	N	H	B	A	R	J	I	C	J	G	J	Y	A	B	F	E
U	E	J	C	P	W	W	P	Q	M	E	O	Y	E	W	E	A	P	N	M	V	J	H	L
N	W	Q	L	A	K	M	E	Y	V	B	E	B	M	R	D	T	G	M	G	O	E	W	U
L	D	T	Y	A	L	H	K	T	D	Q	S	L	O	W	V	E	Z	G	Y	N	G	C	S
E	Z	F	Z	V	C	I	Y	J	S	E	V	I	N	K	G	N	I	L	T	T	E	F	D
X	N	W	R	W	J	C	Y	W	S	U	U	Q	I	T	N	F	W	U	Y	X	C	J	B
A	W	T	F	Z	M	E	K	N	Q	G	D	S	Q	F	P	B	E	V	O	A	C	I	C
M	O	R	P	N	U	O	C	T	C	J	D	E	Z	K	I	L	E	N	S	J	P	H	N
G	J	P	P	U	N	K	N	C	W	G	M	U	F	Z	M	G	K	P	P	U	D	J	Y
I	V	X	A	I	O	H	V	W	O	I	N	Q	C	S	I	Q	N	E	Z	O	S	N	S




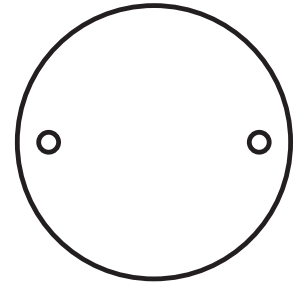
HINT: A tool for refining, etching, and marking your pieces, this tool is used mostly to remove controlled amounts of clay from wheel-thrown and hand-built ceramic pieces



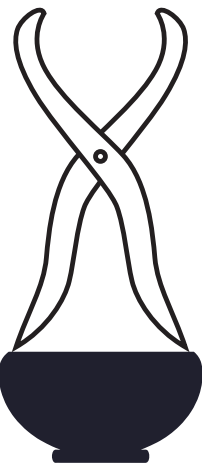
HINT: A tool used for cutting clay, especially for cutting clay from large blocks and for cutting pots off the wheel or bats after throwing. There are several different types, nylon string, straight wire, and wiggle wires.



HINT: A flat disc made out of plaster, wood, or plastic which is affixed to the wheel head with clay or pins. This items is used to throw pieces on that would be difficult to lift off the wheel head.



HINT: Pottery oven or furnace in which ceramic products are fired. May be fired by wood, coal, sawdust, electricity or gas..




HINT: A pottery tool for measuring and comparing sizes.



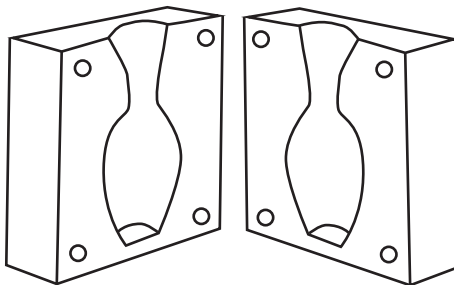
HINT: Tool used for trimming, carving and piercing clay, as well as measuring the thickness of bases while throwing and unclogging glaze holes.



HINT: A versatile tools you will find in a pottery studio. This tool aids both wheel thrown and hand built forms, providing smooth (and sometimes flexible) support when forming walls of a vessel.




HINT: Tool useful for many trimming, carving, and sculpting tasks.



HINT: a shaped cavity used to make a copy of an object. It can consist of one or many sections and is used to reproduce work in clay or clay slip.

CROSSWORD PUZZLE

Ceramic Vocabulary



DOWN

1. Stage of clay between plastic and bone dry. It is when clay is damp enough to be carved into but dry enough to hold its shape.
3. Clay and water mixed together. It acts as a glue.
4. To cut or roughen the surface of clay to aid in attaching two pieces together.

ACROSS

2. Rolled, snake-like ropes of clay, often jointed together to build pots.
4. Flat pieces of rolled clay.
6. The quality of clay that allows it to be shaped and manipulated.
7. Base of a ceramic form, where it rests.

DOWN 'cont

5. A three-dimensional artwork.
8. Pottery oven or furnace in which ceramic products are fired. May be fired by wood, coal, sawdust, electricity or gas.
11. The process of bringing clay and glazes up to a high temperature. The final aim is to heat the object to the point that the clay and glazes are mature.
12. Fine-grained earth materials formed by the decomposition of igneous rocks; plastic when wet; strong when dry; and rock hard when fired.
13. To push clay through a tube to form coils of clay.
16. Pottery that has not been fired
17. A type of glaze decoration that involves the application of glaze over wax. The wax keeps the glaze from adhering, allowing the clay or glaze layer to be preserved.
18. The process of making incisions on the clay surface which is then filled with a differently colored clay to create a design.
20. A thin coating of glass applied on top of ceramic work.

ACROSS 'cont

9. Where two pieces of clay are joined
10. A glaze decoration technique where tape is cut and applied to the work to preserve an area of clay from a layer of glaze. Can also be applied to glaze to resist a contrasting color of glaze
12. Evenly distributing a mound of clay on the middle of a pottery wheel before throwing a form.
14. The quality of a surface.
15. The state of clay which has no visible moisture, and no dampness to the touch. Clay is ready to be fired.
17. A method of kneading clay to make it evenly mixed and remove air bubbles.
19. To engrave a design by cutting or scraping
21. A technique that allows you to create forms with clay and your hands, without using a potter's wheel.
22. Refers to pigments applied to greenware or bisque work and typically has a clear coat of glaze applied to it.
23. Clay that has been fired once, at a low temperature. Clay is hard but porous and absorbent.
24. A simple technique of making pots by shaping a ball of clay and then, by forcing the thumb into the center, gradually pinching out the walls to an even thickness and the desired shape.