



Patterns From Text

Lesson by Amber Akes

Pattern

Pattern is an underlying structure that organizes surfaces or structures in a consistent, regular manner. **Pattern** can be described as a repeating unit of shape or form, but it can also be thought of as the "skeleton" that organizes the parts of a composition.

Repetition



Refers to one object or shape repeated; pattern is a combination of elements or shapes repeated in a recurring and regular arrangement; rhythm is a combination of elements repeated, but with variations.

Objectives:

- Use letters as shapes
 - Be inventive
- Create finely detailed work
- Create order, color cohesion and visual impact

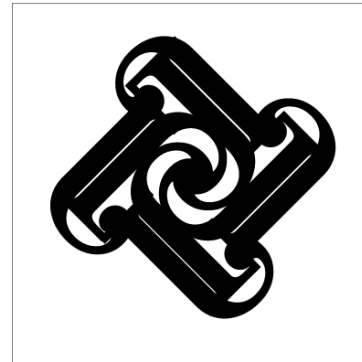





Project:

Create a pattern using ONLY typographic characters (letters, numbers, punctuation marks).





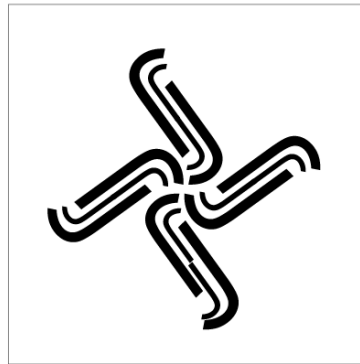



8 x 11

Make 6 Mini Type Patterns



8 x 11


Make 6 Mini Type Patterns



Pick 3



Create 8 x 11 in file

Create 3, 2 x 10 in rows of pattern





1. Create a New Document
File – Typographic Pattern
Dimensions: 8 inches x 8 inches
2. Create a rectangular grid to act as a guide or template on which to organize your shapes.
(Find the rectangular grid tool and the ruler tool.)
3. Using only black to begin, combine letters to create an interesting motif.
4. Copy and paste the motif and combine it with other motifs to create a strong repeated design.

Letter Designs



Letter Designs





Grading Criteria

- Design (Visual Impact)
 - Technical Quality
 - Personal Investment